

Year 4


Term 5

Pick 'n Mix

Maths:
Times Tables practice
Use your TT Rockstars heatmap to help you work out individual facts you need to work on memorising (the ones in purple boxes). Pick one a day, and chant it whenever you have a chance - it will really help it stick in your memory!!

3 × 9	3 × 11
4 × 9	4 × 11
8 × 9	8 × 11



Maths:
Recall your times table facts on Times Table Rock Stars. Until your heatmap is completely green, please play the 'Garage' mode as this allows you to practise your target times tables.




TTRS suggestion for May:

SOUNDCHECK <small>(games per week)</small> 6	STUDIO <small>(games per week)</small> 15
--	---


Maths:
Look through a supermarket leaflet (online or printed) or visit a supermarket website.
a) Pick **5-10 items** you'd like to "buy".
b) Record the **price of each item** (e.g., £1.75, £0.99).
c) Add up the total cost.
Challenge: Get as close as possible to £10 without going over.

Writing:
Write a setting description for a place you have been to recently. Use plenty of rich, interesting vocabulary to describe the setting. Make sure you organise your writing into paragraphs - these could link to different places in your setting description.



Reading:
Write a character description for a character from a book you have recently read. Include as many elements of their appearance and personality that you have been able to both retrieve and infer about the character.
Challenge: Draw the character based on as many features of your description as possible.





Spelling and Handwriting:
Use the 'look, cover, write, check' method to practise our spellings for the term:

potatoes	purpose	regular
pressure	quarter	reign
probably	question	remember
promise	recent	sentence


Optional online resource: Spooky Spellings under Year 3/4.

Writing:
Write a letter to your future self about what you would like to do in the future, or what you think the future might look like. Fold it up, and write a date on the outside for when your future self should open it. E.g. in a year, on your 12th birthday etc.

PE Practice your ball control.

- Try throwing and catching from one hand to the other. Make it harder by clapping in between.
- Practice bouncing a ball up and down with the palm of your hand. See if you can make it bounce in the same place every time. Make it harder by trying to make it bounce higher or lower while still landing in the same place. *Hint: mark the spot you're aiming for.*



Design and Technology
Design your dream treehouse and build a model. What would you use for the structure of your model? What could you use for the roof, and the walls. Think carefully about the properties of the materials. Once it's planned, make a model.

